


PARKing Day — Apart 2020



tactical urbanism



For the past three years, the Center for Creativity has organized PARK(ing) Day at the University to build creative communities and provide a creative coordinated outlet for organizations and departments. In our three years of organizing on campus, 20+ departments have joined us to show off their creative sides and conceptualize their department programming in a new way.

This year, things are very different, but our goal stays the same. The C4C wants you think creatively and consciously about how you as an individual, department, or organization can engage with the larger community.

art in this zine done by: Kami Beckford

table of contents

what is PARK(ing) Day? - 4

PARK(ing) Day during a pandemic? - 8

examples of projects + tactical urbanism - 9

design considerations - 16

places to source reused materials - 18

get involved with PARK(ing)

Day Apart 2020 - 19

what is PARK(ing) Day?

PARK(ing) Day is **re-purposing, re-imagining, + reclaiming public spaces** (especially underutilized spaces) to advance long term change related to safety, equitable public space, and accessibility. It requires listening to residents to help build a community that everyone wants to see. PARK(ing) Day usually achieves this through the act of **tactical urbanism**.

Tactical urbanism is **spontaneous, engaging, resourceful, accessible and low-cost** - a response to some urban projects that can be slow, exclusionary, and expensive.

not about us without us!

As you create projects, you have to remember that you cannot assume what is best for a community! **Equity centered community design includes not only listening, but valuing and prioritizing the input of living experts (community members).**

Some ways to collect voices (during a pandemic) include google forms, posters with contact info, and mail in surveys with paid postage.

tactical urbanism **must** confront anti-blackness in the built environment

“White-savior” ways of thinking + designing made by planners + designers with minimal/no input from communities, especially Black communities, are hostile + only help push inequity. Who are these idealistic projects actually for? Who gets to define a successful project?

In America, we see improvements in development of public space, access to transportation, and wealth - but not for Black communities. The wealth gap is increasing, home ownership is down, Black residents are being pushed out of cities and the Black homeless population is increasing.

Tactical urbanism at its core is occupying space in a meaningful way. Black bodies don't have the luxury of occupying space the same way white bodies do. Planners must always think about how systemic racism is ingrained into the built environment, and how they can take a step towards dismantling it.

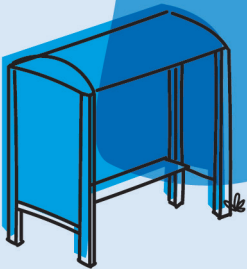
5 important questions to ask yourself + your team:

- 1 Communities aren't blank slates - have I acknowledged and valued community work that has come before me?
- 2 Whose input from this community is missing?
- 3 Where can I source re-purposed materials + How durable do we want to make this?
- 4 Equitable spaces are accessible spaces! Is this accessible for different ages and abilities?
- 5 Can this be installed safely? And does it enhance the safety of its users?

what does PARK(ing) Day look like in a pandemic?

Now, there are a set of new needs to keep people safe and align with social distancing policies. A question to think about is: how can the built environment help keep people safe in this way? The design of public space will change after this time because of the pandemic.

Projects that address this during PARK(ing) Day may take the form of safely spaced public furniture or little free libraries, but filled personal hygiene kits.



examples of projects for PARK(ing) Day Apart 2020

Usually PARK(ing) day reclaims and transforms a parking spot, but when we can't gather in groups, you are no longer constrained to a parking spot and can re-imagine many different spaces.

Here are some ideas based on different community issues + needs:

interested in food justice?



community fridges

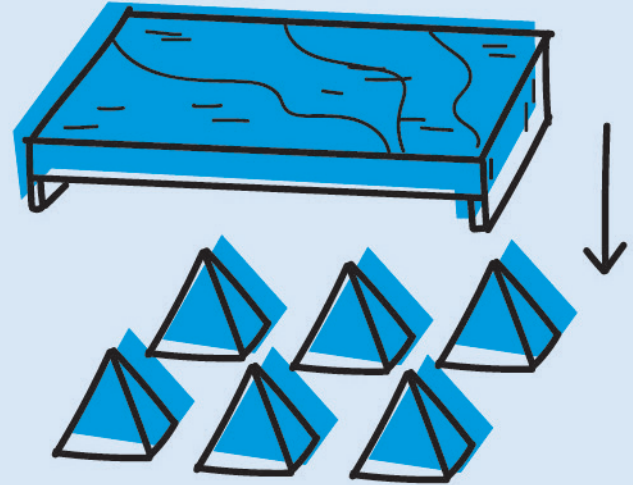
find a business/community center to partner with to get electricity, source + paint a fridge, and source restaurants + markets to get leftovers



pop up gardens

grow food in unlikely places - in old wooden crates, sacks, and tires


interested in design justice?



create solutions to combat hostile architecture

hostile architecture takes the form in spikes, extra bars on benches, and bus stops without chairs - all to prevent people experiencing homelessness from resting. identify these + provide solutions!

interested in bike infrastructure?



find ways to protect bike lanes

that do not endanger riders or drivers




free little libraries


access to reading material for all! whether it's in a built cabinet structure or in a protected box on the sidewalk

pop up crosswalks

paint them on the ground!
(safely)



interested in safety during a pandemic?



**create public furniture
safely spaced apart**

make furniture from old milk/wooden crates, scrap wood, or source some durable furniture!


interested in art?



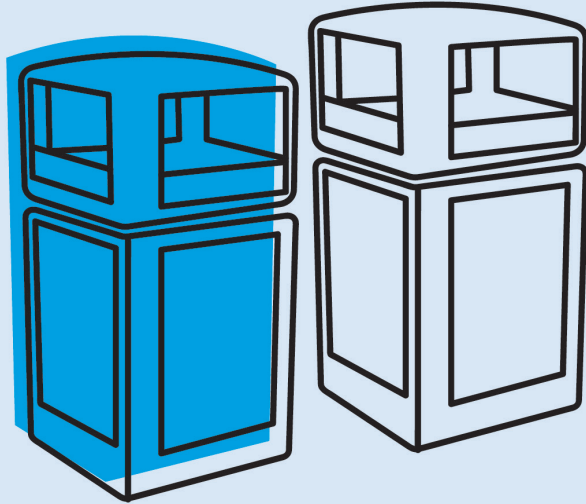
**public
art**

**always
include a sign
with your
project!**

to let people know what's going on!



interested in divesting food
waste?



create easy access to a community compost bin

make sure you have a system of someone
regularly picking up the compost to drop off
at a facility/garden.

design considerations: (for your projects)

-safety + comfort for all ages + abilities -
your project should not make public space
harder to navigate + should not place anyone
in danger.

-durability and maintenance - what will be the life
of this project/can it be easily fixed? can my project
handle the rain how can I reuse these materials once
the project's life is done?

-aesthetics - consider the context of the project!

-access for city services - your project shouldn't
obstruct transit, trash collection, and emergency
response vehicles.

-ease of installation - have a plan!

places to source reused materials:

you must wear a mask when searching for materials

Pittsburgh Center for Creative Reuse

214 N Lexington St, Pittsburgh PA

A non traditional art supply store with salvaged art supplies.

(curbside pickup only)

Construction Junction

214 N Lexington St, Pittsburgh PA

A building material reuse center with a variety of salvaged furniture + materials!

(curbside pickup available)

Shadyside Nursery

510 Maryland Ave, Pittsburgh PA

usually has free wooden palettes - also check your local hardware store

Ask around to see what community members could donate!



PARKing Day Apart 2020 with the C4C this year + how to get involved:

As you re-imagine spaces throughout your communities, we'll ask you to document your space through pictures + video, and we'll compile a map where people can visit at the our owns times, or even just organically interact with the space after coming across it throughout their day.

email us at: creative@pitt.edu to get to get involved + ask questions!

We can't wait to see what you'll come up with.

